

ENJOY AI 2024 Asian Open

Competition Notice

ENJOY AI is a global robotics competition held by the Federation of Global Youth Artificial Intelligence, a US non-profit organization. Since 2018, it is the first worldwide AI popularization activity designed for kids and teenagers aged from 3 to 22 years old.

Marking an unparalleled celebration of STEM education and innovation, ENJOY AI is driven by the overarching mission of making coding robots accessible for educational purposes, especially for kids.

ENJOY AI aims to become the world's most popular youth robotics competition, and the largest global sci-tech carnival for youth. So far more than 600 activities are already conducted worldwide in 24 countries. In ENJOY AI, kids can unleash their knowledge in STEM and robotics to navigate through all types of robotics and coding challenges.

1. Name of Competition

ENJOY AI 2024 Asian Open

2. Information

Date: 4th August 2024

Location: UWC International School, East Campus, 1 Tampines Street 73, Singapore 528704.

3. Organisation

Host: Federation of Global Youth Artificial Intelligence

Sponsor:  WHALESBOT

4. Contest Projects

- ◆ Closing Ceremony of Sports (Elementary School, Middle School, High School)
- ◆ Space Travelling (Elementary School, Middle School)
- ◆ Space Animal City (Preschool, Early Elementary)

*If the total number of participating teams of the same competition project does not meet the minimum of 10 teams, the relative competition may be cancelled.

*If the number of participating teams in one division such as high school division is less than 10, the relative division will be merged with another division of the same competition project.

5. Agenda

ENJOY AI 2024 Asian Open		
DATE	TIME	AGENDA
4 Aug 2024	8:00 - 9:00	Registration
	9:00 - 9:30	Entry of Contestants
	9:30 - 10:00	Opening Ceremony
	10:00 - 11:00	Round 1 Debugging & Sealing
	11:00 - 12:00	Round 1
	12:00 - 13:00	Lunch
	13:00 - 15:00	Round 2 Debugging & Sealing
	15:00 - 16:00	Round 2
	16:00 - 16:30	Closing and Victory ceremony

Note: Schedule outlined is subject to change.

6. Contact Info


Kindly Call / WhatsApp to this number for assistance: +65 8039 1455

More information about the competition itself can be found on the website:

<https://www.enjoyai.org/en/home>

7. Preparation:

- Participants should bring their own laptops and chargers, and backup batteries.
- Ensure you have the WhalesScratch software installed.
 - 1) Visit the website: <https://www.whalesbot.ai/resources/educators>
 - 2) Scroll down and you will see WhalesScratch, download and install it in your laptop.



Alternatively, you can download the software directly via this link:

For Windows:

https://www.dropbox.com/scl/fi/dc9dv73e9snigomc7ig64/whalesbot_block_studio.exe?rlkey=00cr5ziaefdfdljqvbjn5rb1&dl=1

For Mac

https://www.dropbox.com/scl/fi/kpwkcoqbqjr775n1ba8ai/WhalesBot_Block_Studio-v2.5.6_20221128_mac.pkg?rlkey=kbwpcf05zskwigkcw67merssvc&dl=1

- Bring a water bottle and snacks, although lunch will be provided.

Additional Notes:

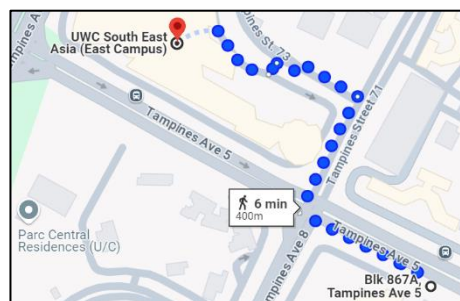
- Due to the large number of participants, parents are not allowed to observe the event. We will ensure that all participants are well taken care of throughout the day.
- Please arrive on time for registration at 8:00 AM.
- Participants would need to present their Student ID (ez-link card, else birth certificate) to register in the main lobby.
- After registration in the main lobby, participants will be taken to the main competition venue (Sports Hall 3 & 4).
- Parents should depart after dropping off their children at the Sports Hall.
- The dress code is casual but neat. (T-Shirt and covered shoes)

See next page for directions on how to get to the competition venue.


How to Get There: Option 1

Public transport via Tampines Bus Interchange:
(20 - 25 minutes)

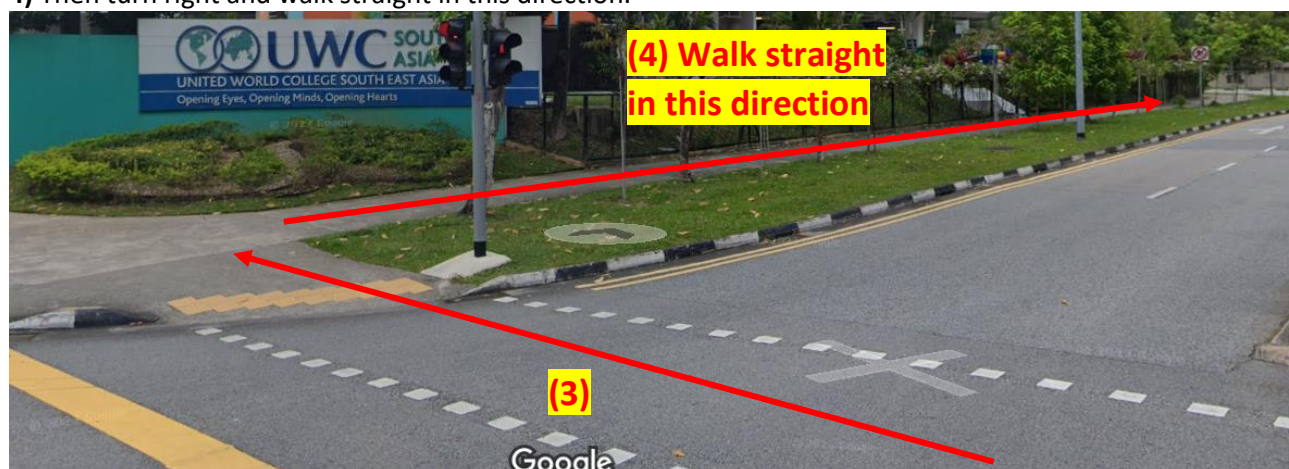
1) Take Bus 69 from Tampines Bus Interchange, alight at the "Blk 867A" bus stop, then walk straight in this direction.



2) Once you reach the cross junction, cross over to the right, (3) then cross over to the left.



4) Then turn right and walk straight in this direction.



5) Turn left once you see the "Tampines St 73" sign.



6) Enter UWCSea via this gate then (7) Turn right.



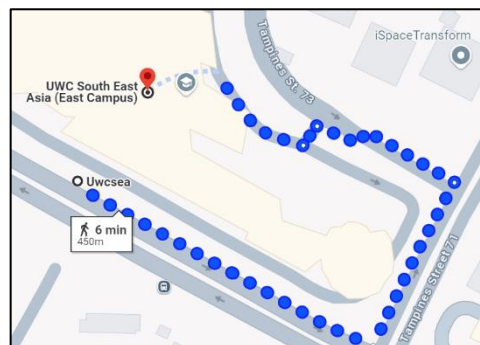
8) Walk straight until you reach the Main Lobby



How to Get There: Option 2

Public transport via Punggol Bus Interchange: (30 - 35 minutes)


1) Go to Punggol Bus Interchange. From there:
Take Bus 34 for 10 stops or
Take Bus 118 for 11 stops
and alight at the "UWCSEA" bus stop (Bus stop no. 75171)



2) Walk straight in this direction.




3) Turn left once you reached the cross junction



4) Turn left once you see the "Tampines St 73" sign.



5) Enter UWCSea via this gate then (6) Turn right.



7) Walk straight until you reach the Main Lobby



How to Get There: Option 3

By Car: If you are driving or taking taxi, you can use the following address for navigation:
1 Tampines Street 73, Singapore 528704.

There are limited parking lots available at the underground Carpark and the Infant Block (left from main entrance). Alternative parking can be found at the surrounding HDB such as Block 742A & 730A.

We look forward to a day filled with learning and excitement. Thank you for encouraging your child to participate in this wonderful event!

Federation of Global Youth Artificial Intelligence

